

بِسْمِ اللّٰهِ الرَّحْمٰنِ الرَّحِیْمِ .

الدّم لا یسهل إلاّ ما جعلته سهلاً .

التّوالید - Warts, corns and calluses

مسار اللحم

Non-Prescription Drugs and Parapharmaceuticals

Dr Rawan Abudalo

Department of Clinical Pharmacy and Pharmacy Practice

Faculty of Pharmaceutical Sciences

Hashemite University

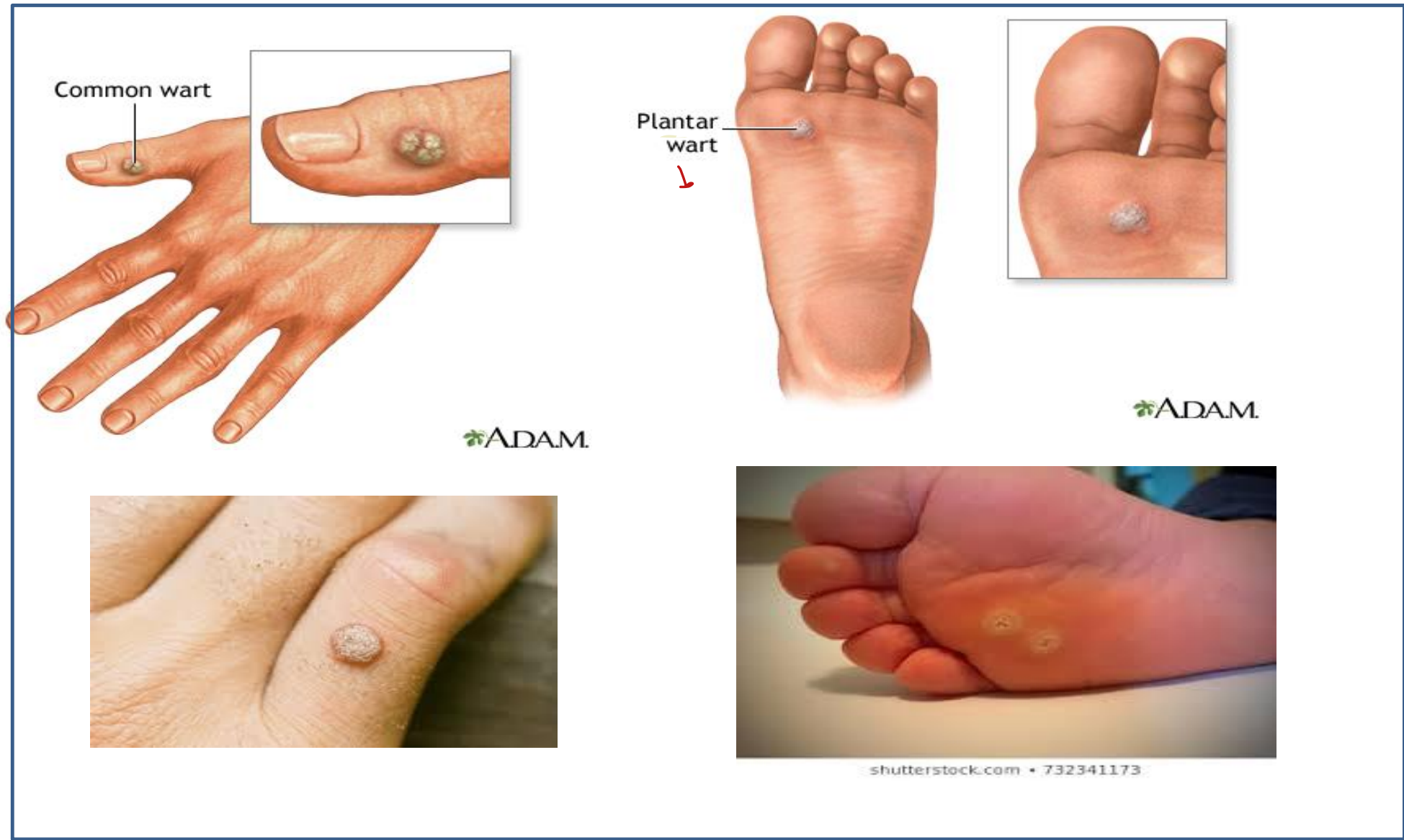
Warts and verrucae

- **Warts** are small, rough growths that are caused by infection of skin
- cells with certain strains of the human papillomavirus (HPV).
- Appear anywhere on the skin but are most commonly seen on the hands and feet.
- **Verruca** (also known as a plantar wart) is a wart on the sole of the foot.
- Up to 30% of warts disappear by themselves within 6 months. Most will disappear without any treatment within 3 years.

سے سیبہ فیروک
(صحیح)

فی عاۃ القدم .

ہکے تروح خیراک ۶ شہر و ممکن خیراک ۳ سنوات بہون کی کنتج .



What you need to know

1. Age

occur in children and adults , more common in children, and the peak incidence is found between the ages of **12 and 16 years**.

2. Appearance

- appear as raised fleshy lesions on the skin with a roughened surface; the most common type is said to resemble a cauliflower.
- The appearance can vary, mostly related to where they occur on the body.

أول ما يلاحظه العمر .

متروك بالاعمال

بببب
القرنية
الزهرية

مرتفعة وخشنة

Appearance of warts



Warts

- إذا الجلد مجروح
مبتدئ نقل الفيروس

- You are more likely to get one of these viruses if you cut or damage your skin in some way.
- Wart viruses are contagious. Warts can spread by contact with the wart or something that touched the wart.
 - Contact ليس فهو ينتقل
- Warts can grow on any part of your body.

أي انتقال لارواح
تحتص مصاب

- مثال: إلى يكون بالمسح وبعضه حافي.

يمكن تظهر
بأي مكان
بالتمسك

3. Location

- The palms or backs of the hands are common sites for warts, as is the area around the fingernails. حولیئے الاصابہ
- Verrucae on the sole of the foot may be present singly or as several lesions.

4. Types

- **Common warts (verrucae vulgaris)**: These common warts typically develop on the hand, and fingers علی الیہ و الاصابہ

4. Types:

- **Plantar warts (verrucae plantaris):**

Occur on the plantar surface, or bottom of the foot.

باجنة القدم

- Periungual warts

حول الأظفار

Occurs around and underneath the nail beds.

- **Flat warts** are most commonly seen on the face, the back of the hands, and lower legs.

على الوجه واليدين والساق

- **Anogenital warts** are caused by a different type of HPV and require medical referral for examination, diagnosis and treatment.

باحتاج مراجعة الطبيب

Types of Warts



flat wart



plantar wart



common wart



oral wart



genital wart



periungual wart

5. Duration and history

- It is known that most warts will disappear spontaneously within a period of 6 months to 2 years.
- The younger the patient, the more quickly the lesions are likely to remit as immunity to the virus develops more rapidly.
- Any unusual change in the appearance of a wart should be treated with suspicion and referral to the doctor is advised

اي تغيير في الـ Wart يراجع الدكتور (مهم)

بعض من
القرص - التسمية

الافعال السقار
كندهم اسر و كانه
الغاية بتتهور

هناك العورة من التغيرات
وتتعدو عورة بالاريد

متى ما تغير اللون او الحجم
بححتاج انه يراجع الطبيب

Table 8.23
Specific questions to ask the patient: Human papilloma virus

Question	Relevance
Age of patient	Warts are unusual in very young children, such as infants. Young children and adolescents are most likely to get warts but this is also the age group in which molluscum contagiosum is most prevalent. <u>The likelihood that nodular lesions are caused by sebaceous warts or carcinoma increases with increasing age.</u>
Location	Warts are common on the hands and knees; verrucas are usually on the weight-bearing parts of the sole. Warts can occur on the face but so too can plane warts and carcinoma. Referral is always needed because all OTC treatments can cause scarring.
Associated symptoms	<u>Itching and bleeding</u> is not associated with warts and verrucas and must be viewed with suspicion, especially in older patients. Pain on walking is often associated with verrucas.
Colour, appearance	Typically, warts have a cauliflower appearance and are raised and pale. Warts with a reddish hue or that change colour should be referred. Lesions that are raised, smooth and have a central dimple suggest molluscum contagiosum.

يمكن تغير بال
infant
يؤخذها عدوة عن
أضه .

اد bleeding يمكن يصير
لكن نادرًا .

بة والمزيد...

07:23

31:29

1.5x

Prevention

متو لازم الحمل اذا عرفنا
انه هذا الشخص عنده
warts

- If you know of anyone who has warts:

1. Avoid skin contact with this person.
2. Avoid using his towel and ensure that you clean your skin well regularly in order to avoid transfer of the infection.

بتجنب لمسه

فاستخدم المنزلة
مثل المنشفة.

- Don't brush, clip, comb or shave areas that have warts, in order to avoid spreading the virus.

لازم وهو يمشي
ينتبه او لما يقص
اصافره وحسب الموقع

Prevention

- Keep your hands as dry as possible, because warts are more difficult to control in a moist environment.
- Wash your hands carefully after touching your warts.
- Use footwear in public showers or locker rooms

صحتكم بالحواليل
بالبيئة الرهبة فاطريه
يحاول يخلي ايدو جافه
قدر اليمكان .



• لبس الجذاء بارافاكن العامة .

[When to refer]

من لازم يراجع
الدكتور

- Changed appearance of lesions: size and colour
 - Bleeding
 - Itching
 - Genital warts
 - Facial warts
 - Immunocompromised patients
 - Pregnancy and breastfeeding
- **Treatment timescale**
- Treatment with OTC preparations should produce a successful outcome within 3 months; if not, referral may be necessary.

* حكيما اي تبحير في الwarts من ناحية حجم اولون
مضون لازم يراجع الدكتور وحكيما انه الbleeding

عاب بصير خايزا صارت لازم المر يفت
يراجع دكتور.

عزلت من كنه
فنتيعة

ازا عارت في خلال ٣ شهور

Treatment aim

- to reduce the size of the lesion by gradual destruction of the skin.

Continuous application of the selected preparation for several weeks or months is needed, and it is important to explain this to the patient for any benefit to be achieved.

Surrounding healthy skin may need to be protected during treatment

هدف العلاج

- اقل حجم الـ warts
وارفع الجلد المصاب .

- بنحى الجلد السليم خلال العلاج

Treatment- Salicylic acid

- Acts by softening and destroying the lesion by chemically burning.
- Preparations are available in a variety of strengths, sometimes in collodion-type bases or paints that help to retain the *salicylic acid* in contact with the wart.



• إذا وصل الـ salicylic acid لجسد يجعل حرقاً .

بجعل تليين الـ warts .
و حرق الـ warts بجعل

بجعل صباغ
شاك الـ warts

Treatment- Salicylic acid

في منه تراكييز مختلفه

- Salicylic acid concentrations of 17% or less are generally used for common warts, and higher concentrations (i.e., 40%) are used for plantar warts.
- In most instances, warts will begin to improve within a couple of weeks of treatment with salicylic acid.

Treatment- Salicylic acid

مرة في اليوم .

- Treatments containing *salicylic acid* should be applied once a day, usually at night. The treatment is helped by prior soaking of the affected hand or foot in warm water for 5–10 min to soften and hydrate the skin, increasing the action of the *salicylic acid*.

- Adverse effect:

salicylic acid preparations is in causing chemical burns

- ② and irritation of the unaffected skin. Protection of the surrounding skin can be achieved by applying a layer of *petroleum jelly* to prevent the treatment from making contact with healthy skin

يتم نقع اليد او القدم
بالماء الدافئ لمدة
5-10 دقائق حتى
المنطقة تكون ليونة
قبل وضع salicylic
acid

بجهد السلام من خلال ان احصل عليه غاز ليته و salicylic acid يجب قصه على الامتصاص

غاز ليته

في خياران الجدية - تجيل (صحتنا المرفقة يحتاج أكثر من تلبس) حسب الموقع والتجم

2 Cryotherapy

- By freezing the warts → the warts should fall off after 10 days after application
- Using a mixture of dimethyl ether and propane for the self-treatment of common and plantar warts. — TC
- Available in an application system for home use.



Cryotherapy

- In most instances, warts will resolve after one treatment with cryotherapy. Self-treatment may be repeated every 2-3 weeks.

بكر من ٢-٣ أسابيع حسب الحالة .

صوكة ل ١

- The treatment should not be used by people with diabetes or by pregnant women. It should not be used on warts that are adjacent to finger nails (periungual).

حول الاصابع ٣

مرضى السكري و العوائل لا يفضل لهم هذا النوع من العلاج
لانه تبريد و تبريد السكري عنده مشكلة بالاصابع

ب و وقع المبريد
وال مع حذاء

فوجوده على
اليد يحترق
وتشخصها
الدكتور
الاريسون

Warts and verrucae	
Illness	Most people will have warts at some point in their life.
Advice to patients	They are generally harmless and tend to go away on their own eventually. Several treatments can be purchased from a pharmacy to get rid of warts and verrucae more quickly if patients require treatment.
Exceptions	No routine exceptions have been identified. See earlier for general exceptions.
Examples of medicines available to purchase OTC	<ul style="list-style-type: none">• Verruca gel - Salicyclic acid, lactic acid, for example Bazuka® Extra Strength Gel, Bazuka® Gel (Pharmacy only P) and Bazuka® Treatment Gel (General Sales List GSL)• Wart paint/ointment - Salicyclic acid, lactic acid, for example Salactol®, Occlusal®, Salatac®, Verrugon® ointment (Pharmacy only P)• Wart freeze treatments, for example Scholl® Freeze and Bazuka® Sub Zero (General Sales List GSL)
OTC restrictions ⁵	<ul style="list-style-type: none">• Diabetic patients• Face, neck, ano-genital area• Moles, birthmarks, hairy warts or skin lesions• Broken skin• Impaired peripheral blood circulation• Scholl® Freeze and Bazuka® Sub zero - As above also including children under 4 years

الانحاء
التجارية
والحفظ

Corns and calluses

Corns

ببها زيارة الفخذ او الاضغاط
على الجلد

- Calluses and corns are areas of thick, hardened, dead skin (hyperkeratosis at the area with excessive pressure) .
- They may appear grayish or yellowish, be less sensitive to the touch than surrounding skin, and feel bumpy.
- become a problem when they grow large enough to cause pain.
- It is not a serious condition.

- غالباً يتصلع بالهزم • feeling bumpy

غالباً يتكون عند
البنات • ويتحدث عن البنات
زيارة الاحكام في
القدم والارضه بتزييه
من الك صابون

CORNS

CALLUSES



What causes them?

- Calluses and corns are caused over a period of time by repeated pressure or friction on an area of skin. The pressure causes the skin to die and form a hard, protective surface.

المنطقة يؤدي الى موت الجلد
ويكون سطح وقائي.

المنطقة
والاحتكاك

What causes them?

- السبب من خارجي
ولا بكتيريا .

- Calluses and corns are not caused by a virus and are not contagious.
- women are more susceptible because women often wear shoes that create friction on the feet, such as high-heeled or thin-soled shoes.

خارجه

النساء يرتدين
كعب عالي
فقرون
يكونون

The goal of self-treatment:

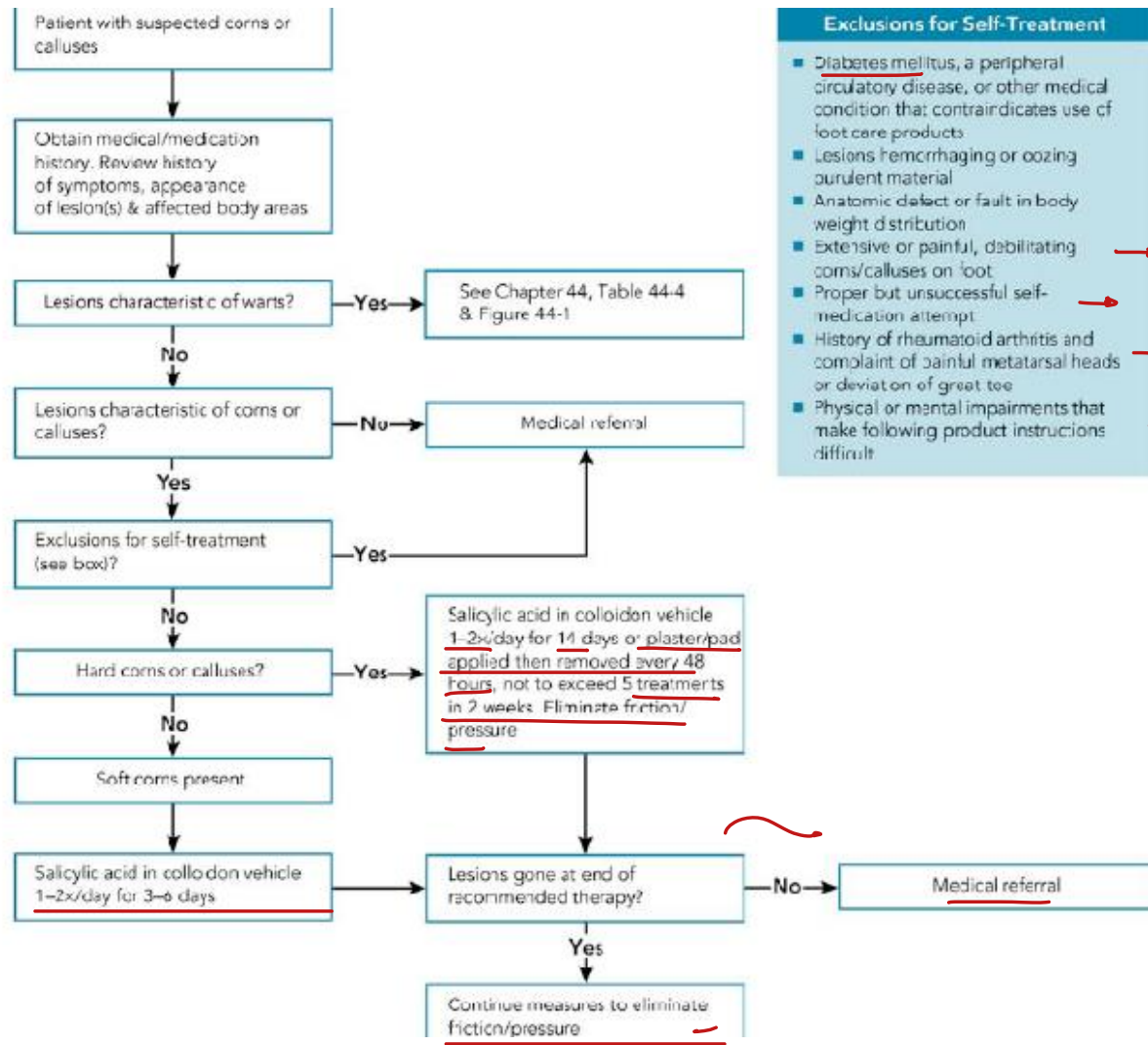
To provide symptomatic relief.

Remove corns and calluses.

Prevent their recurrence by correcting the underlying
cause

اینی اہمیت رکھتا ہے۔

Self care of corns and calluses



- Exclusions for Self-Treatment**
- Diabetes mellitus, a peripheral circulatory disease, or other medical condition that contraindicates use of foot care products
 - Lesions hemorrhaging or oozing purulent material
 - Anatomic defect or fault in body weight distribution
 - Extensive or painful, debilitating corns/calluses on foot
 - Proper but unsuccessful self-medication attempt
 - History of rheumatoid arthritis and complaint of painful metatarsal heads or deviation of great toe
 - Physical or mental impairments that make following product instructions difficult

انتم
ما نصح العلاج

Product Recommendation

- First line treatment (no pharmacological):
epidermabrasion or hydrocolloid plasters.
- Second line treatment (pharmacological) : plasters and
liquids applications containing salicylic acid .

أول شيء بالعلاج بجربة
non pharmacological
مثل اللصقات .

ومن ثم العلاج بالدوية

Epidermabrasion

- A physical process that involves removal of the horny skin by the use of a mechanical aid and does not involve the use of pharmacological agents.
- Several gently abrasive materials and appliances are available such as emery boards and pumice stones.

①

②

الاستخدام
أرواح

Epidermabrasion



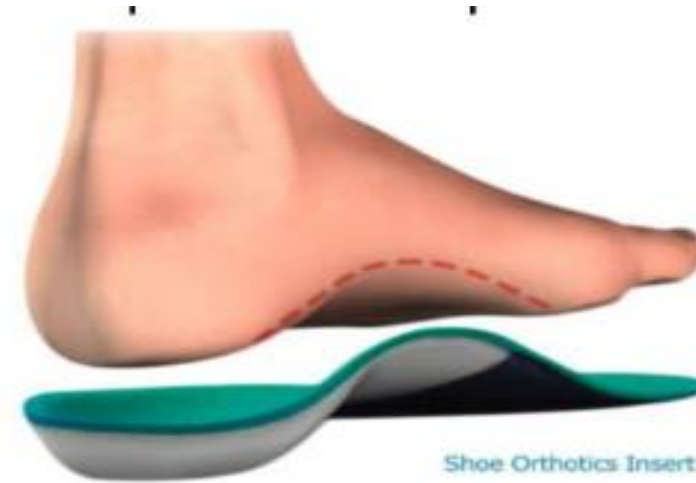
Emery boards



Pumice stones

- Wear socks that fit. Loose socks can bunch up and cause pressure.
- Use protective padding

سے مہیاں مہیہ پختفہ الہ ستکارے



- Take care of the feet by Washing them regularly, and using lotion to keep them from drying out. Dry skin makes it easier for a callus to crack and bleed.
- Usage of metatarsal bar inserts for your shoes, to distribute your weight more evenly over the ball of your foot.



• بوزگی وزن
المريض على
كل مناطق
القدم
فيقلل من احتياسية تكون او corn

Hydrocolloid and hydrogel plasters

- They form a soft, protective gel-like cushion that rehydrates and softens the hardened tissue
-



Keratolytic agents_salicylic acid

- It acts in 2 ways:
 1. Decreases keratinocyte adhesion.
 2. Increases water binding which lead to hydration of keratin
- Thereby, soaking in warm water for 5 min before applying salicylic acid is recommended

Keratolytic agents_salicylic acid



- The concentration of salicylic acid in products used for this purpose ranges from about 11% to 40% depending on the type of formulation such as:
- Plasters contain high concentrations of salicylic acid (usually 40%) in a semi-solid base.
- The plaster should be removed within 48 hours.
- Occasionally local irritation or dermatitis (skin rash) may occurs ..
- If happens remove the plaster and clean and dry the area ...
don't repeat the treatment

ابداً شتر تزل بعد 48 ساعة
يمكن عمل

Keratolytic agents_salicylic acid

- The approved concentration in collodion-like vehicle is 12%-17%.
- maintaining the medication at the site of application and prevent maceration of the skin.
- Disadvantages of collodions : they are extremely flammable and volatile

هم .

منها الكحول
في flammable

light sensitive.



TABLE 44-2 Guidelines for Treating Warts with Salicylic Acid Product

- Wash and dry affected area before applying the salicylic acid product.

Salicylic Acid 5%–17% in Collodion Vehicle

- Apply product to wart no more than twice daily. Morning and evening are usually the most convenient times.
- Apply solution 1 drop at a time until affected area is covered. Do not overuse the product.
- If the medication touches healthy skin, wash it off immediately with soap and water.
- Allow the solution to harden so that it does not run. Repeat this procedure as needed for up to 12 weeks.
- After use, cap the container tightly to prevent evaporation, which would cause the active ingredient to become more concentrated.
- Store product in an amber or light-resistant container away from direct sunlight or heat.

Salicylic Acid 12%–40% Plaster/Pads

- If using plaster, trim it to follow the contours of the wart. Apply plaster to the skin, and cover it with adhesive occlusive tape.
- If using discs with pads, apply appropriately sized disc directly on the affected area, and cover disc with the pad.
- Apply and remove plasters and pads every 48 hours as needed for up to 12 weeks.

مباح وعاء .

TABLE 44-4 Differentiation of Corns, Calluses, and Warts

Criterion	Corns القَم	Calluses بقايج القَم	Warts
Location	Usually over bony prominences of fourth and fifth toes, with hard corns occurring on tops of toes and soft corns in toe webs	Usually over weight-bearing areas of foot	Anywhere virus can gain entry into skin
Signs	Raised, sharply demarcated, hyperkeratotic lesion with central core; hard corns are shiny and soft corns are white	Raised, yellowish lesions with irregular margins and diffuse thickening of skin; may be broad based or have central core; no disruption of normal skin ridges	Slightly scaly, rough papules or nodules, cauliflower-like in appearance; may occur alone or in groups; plantar warts disrupt normal skin ridges
Symptoms	Pain	Pain	Pain if warts appear on weight-bearing areas of foot
Quantity/severity	Can vary from few millimeters to 1 cm	Can vary from few millimeters to several centimeters	Can vary from few millimeters to 3 cm
Timing	Variable onset; lesions may progressively enlarge	Variable onset; lesions may progressively enlarge	1- to 24-month incubation period after inoculation, with average period of 3-4 months
Cause	Friction from tight-fitting hosiery/shoes	Friction from tight-fitting hosiery/shoes; walking barefoot; structural biomechanical problems	Human papilloma viruses
Modifying factors	Well-fitted hosiery/footwear relieve signs and symptoms	Well-fitted hosiery/footwear relieve signs and symptoms	Cryotherapy or salicylic acid; proper hygiene

الكبر عجزى

1. Warts are caused by:

A. Bacteria

B. Fungus

C. Virus

D. Trauma

👉 Answer: C

2. The most common site of plantar warts is:

A. Face

B. Hands

C. Sole of the foot

D. Back

👉 Answer: C

3. Salicylic acid works by:

A. Killing bacteria

B. Softening and destroying keratin

C. Increasing blood flow

D. Reducing pain only

👉 Answer: B

4. Which of the following is NOT contagious?

A. Warts

B. Verrucae

C. Corns

D. HPV infection

👉 Answer: C

5. Cryotherapy works by:

A. Heating the lesion

B. Freezing the lesion ✓

C. Hydrating the skin

Which concentration of salicylic acid is MOST appropriate for plantar warts?

ملاحظة: ان planter به صانتر كيز
عالي

- A. 5%
- B. 10%
- C. 17%
- D. 40%

👉 Answer: D

5. A key difference between warts and corns is that:

حكيما ان warts معدية
لانه سببها فيروس احما ان corn
لا

- A. Warts are painful, corns are not
- B. Corns are caused by HPV
- C. Warts are contagious, corns are not
- D. Corns occur only in children

👉 Answer: C

A patient presents with a wart that has recently changed in color and started bleeding.

حكيما بار bleeding

What is the most appropriate action?

بروح خالد كور direct

- A. Continue OTC treatment
- B. Increase salicylic acid concentration
- C. Refer to a physician
- D. Apply moisturizer

دكتوركم لي بالوقوع والتفسير @
~~Warts~~

